

## Brass Ball Valves

Two-Piece Body • Full Port • Blowout-Proof Stem • TFE Seats


1/4"-2" 600 PSI/41.4 Bar Non-Shock Cold Working Pressure  
2 1/2"-4" 400 PSI/27.6 Bar Non-Shock Cold Working Pressure

CONFORMS TO MSS SP-110  
AGA 3-88 • CGA • CR 91-002 • UL SUBJECT 258

### MATERIAL LIST

PART	SPECIFICATION
1. Handle	Zinc Plated Steel with Vinyl Sleeve
2. Handle Nut	Zinc Plated Steel
3. Threaded Pack Gland	Brass
4. Packing	PTFE
5. Stem Seal	Viton "O" Ring
6. Thrust Washer	PTFE
7. Seat (2)	PTFE
8. Stem	Brass
9. Ball	Chrome Plated Brass
10. Body	Forged Brass
11. Body End Piece	Forged Brass
12. Body Seat	Graphite

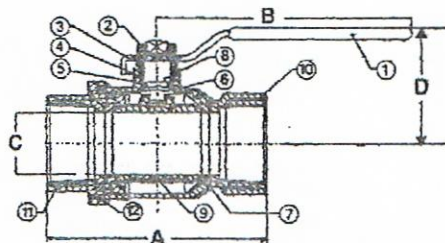
Note: AGA, CGA and UL approvals for T-FP-600 1/2"-2" only.  
CSA is now the approving agency for AGA and CGA standards.



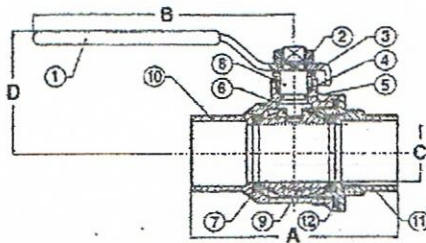
**T-FP-600**  
Threaded



**S-FP-600**  
Solder



**T-FP-600**  
NPT x NPT



**S-FP-600**  
C x C

### DIMENSIONS—WEIGHTS—QUANTITIES

Size	Dimensions												T-FP-600		S-FP-600		T-FP-600 Ctn. Qty.	S-FP-600 Ctn. Qty.			
	A	A	B	B	C Port	D	D	D	D	Lbs.	Kg.	Lbs.	Kg.								
1/4	8	1.81	46	—	—	3.34	85	—	—	.38	10	1.53	39	—	—	40	.18	—	—	24	—
3/8	10	1.81	46	1.77	45	3.34	85	3.35	85	.47	12	1.53	39	1.58	40	40	.18	40	.18	24	14
1/2	15	2.31	59	2.02	51	3.34	85	3.48	89	.59	15	1.63	41	1.81	46	.51	.23	.46	.21	18	18
3/4	20	2.66	67	2.81	71	3.34	85	3.48	89	.79	20	1.78	45	1.95	50	.73	.33	.67	.30	12	12
1	25	3.03	77	3.35	85	4.13	105	4.19	107	1.00	25	1.97	50	2.13	54	1.19	.54	1.10	.50	6	6
1 1/4	32	3.63	92	3.86	98	4.13	105	4.19	107	1.25	37	2.19	56	2.34	60	1.72	.78	1.44	.65	4	4
1 1/2	40	4.00	102	4.43	113	5.13	130	5.12	130	1.57	40	2.72	69	2.99	76	2.50	1.14	2.31	1.05	2	2
2	50	4.81	122	5.49	140	5.13	130	5.94	151	2.00	51	3.00	76	3.52	90	4.25	1.93	3.83	1.74	2	2
2 1/2	65	5.56	141	6.38	162	9.44	240	9.90	252	2.50	64	4.25	108	4.25	108	7.00	3.18	7.30	3.32	5	1
3	75	6.38	162	7.36	187	9.44	240	9.90	252	3.00	76	5.00	127	4.65	118	9.40	4.27	10.40	4.73	4	1
4	100	7.75	197	—	—	9.44	240	—	—	4.00	102	5.50	140	—	—	16.50	7.49	—	—	4	—